

Pluribus Networks

Netvisor ONE® Getting Started Guide

Version 6.1.1

July 2021



Legal Notice

THE SPECIFICATIONS AND INFORMATION REGARDING THE PRODUCTS IN THIS MANUAL ARE SUBJECT TO CHANGE WITHOUT NOTICE. ALL STATEMENTS, INFORMATION, AND RECOMMENDATIONS IN THIS MANUAL ARE BELIEVED TO BE ACCURATE BUT ARE PRESENTED WITHOUT WARRANTY OF ANY KIND, EXPRESS OR IMPLIED. USERS MUST TAKE FULL RESPONSIBILITY FOR THEIR APPLICATION OF ANY PRODUCTS.

THE SOFTWARE LICENSE AND LIMITED WARRANTY FOR THE ACCOMPANYING PRODUCT ARE SET FORTH IN THE INFORMATION PACKET THAT SHIPPED WITH THE PRODUCT AND ARE INCORPORATED HEREIN BY THIS REFERENCE. IF YOU ARE UNABLE TO LOCATE THE SOFTWARE LICENSE OR LIMITED WARRANTY, CONTACT YOUR PLURIBUS NETWORKS REPRESENTATIVE FOR A COPY.

NOTWITHSTANDING ANY OTHER WARRANTY HEREIN, ALL DOCUMENT FILES AND SOFTWARE ARE PROVIDED "AS IS" WITH ALL FAULTS. PLURIBUS NETWORKS DISCLAIMS ALL WARRANTIES, EXPRESS OR IMPLIED, INCLUDING WITHOUT LIMITATION, THOSE OF MERCHANTABILITY, FITNESS FOR A PARTICULAR PURPOSE AND NONINFRINGEMENT OR ARISING FROM A COURSE OF DEALING, USAGE, OR TRADE PRACTICE.

IN NO EVENT SHALL PLURIBUS NETWORKS BE LIABLE FOR ANY INDIRECT, SPECIAL, CONSEQUENTIAL, OR INCIDENTAL DAMAGES, INCLUDING, WITHOUT LIMITATION, LOST PROFITS OR LOSS OR DAMAGE TO DATA, ARISING OUT OF THE USE OR INABILITY TO USE THIS MANUAL, EVEN IF PLURIBUS NETWORKS HAS BEEN ADVISED OF THE POSSIBILITY OF SUCH DAMAGES.

Any Internet Protocol (IP) addresses used in this document are not intended to be actual addresses. Any examples, command display output, and figures included in the document are shown for illustrative purposes only. Any use of actual IP addresses in illustrative content is unintentional and coincidental.

Pluribus Networks, the Pluribus Networks logo, nvOS, Netvisor®, vManage, vRender, PluribusCare, FreedomCare, Pluribus Cloud, and iTOR are registered trademarks or trademarks of Pluribus Networks, Inc., in the United States and other countries. All other trademarks, service marks, registered marks, registered service marks are the property of their respective owners. Pluribus Networks assumes no responsibility for any inaccuracies in this document. Pluribus Networks reserves the right to change, modify, transfer, or otherwise revise this publication without notice. © 2021 PLURIBUS NETWORKS. ALL RIGHTS RESERVED.

Version 6.1.1	July 2021
Version 6.1.0	April 2021
Version 6.0.1	October 2020
Version 6.0.0	August 2020
Version 5.2.1	June 2020

End User License Agreement

End-User License Agreement (“EULA”) Pluribus Networks, Inc.

IMPORTANT: PLEASE READ THIS END USER LICENSE AGREEMENT CAREFULLY. IT IS VERY IMPORTANT THAT YOU CONFIRM THAT YOU ARE PURCHASING PLURIBUS SOFTWARE OR EQUIPMENT FROM AN APPROVED SOURCE AND THAT YOU, OR THE ENTITY YOU REPRESENT (COLLECTIVELY, THE “CUSTOMER”) HAVE BEEN REGISTERED AS THE END USER FOR THE PURPOSES OF THIS PLURIBUS END USER LICENSE AGREEMENT. IF YOU ARE NOT REGISTERED AS THE END USER YOU HAVE NO LICENSE TO USE THE SOFTWARE AND THE LIMITED WARRANTY IN THIS END USER LICENSE AGREEMENT DOES NOT APPLY TO YOU.

1. Introduction

- 1.1. Your use of the Pluribus Networks software (“SOFTWARE”) and related documentation (“DOCUMENTATION”) is subject to this legal agreement between you and PLURIBUS. “PLURIBUS” means Pluribus Networks, Inc., whose principal place of business is at 6001 America Center Drive, Suite 450, San Jose, CA 95002. This document explains how the agreement is made up, and sets out the terms of the agreement.
- 1.2. SOFTWARE means software provided to you by PLURIBUS.
- 1.3. DOCUMENTATION means written information (whether contained in user or technical manuals, training materials, specifications or other such materials provided to you by PLURIBUS) related to the SOFTWARE.
- 1.4. Unless otherwise agreed to in writing with PLURIBUS, your agreement with PLURIBUS at it relates to the SOFTWARE and DOCUMENTATION will always include, at a minimum, the terms and conditions set out in this EULA.
- 1.5. This agreement forms a legally binding agreement between you and PLURIBUS in relation to your use of the SOFTWARE and DOCUMENTATION. It is important that you take the time to read this EULA carefully. Collectively, this legal agreement is referred to below as the “EULA.”

2. Accepting this EULA

- 2.1. In order to use the SOFTWARE and DOCUMENTATION, you must first agree to this EULA. You may not use the SOFTWARE and DOCUMENTATION if you do not accept this EULA.
- 2.2. You can accept this EULA by: (A) clicking to accept or agree to this EULA, where this option is made available to you by PLURIBUS; or (B) by actually downloading, installing or using the SOFTWARE, in which case, you understand and agree that PLURIBUS will treat your use of the SOFTWARE as acceptance of this EULA from that point onward.
- 2.3. If you are accepting this EULA on behalf of another legal entity, you represent that you have the authority to bind such legal entity.
- 2.4. You may not use the SOFTWARE and DOCUMENTATION and may not accept this EULA if (A) you are not of legal age to form a binding contract with PLURIBUS, or (B) you are a person barred from receiving the SOFTWARE under the laws of the United States or other countries including the country in which you are resident or from which you use the SOFTWARE.

End User License Agreement (cont'd)

- 2.5. PLURIBUS is willing to license this software to you only upon the condition that you purchased the software from an Approved Source and that you accept all of the terms contained in this EULA plus any additional limitations on the license set forth in a supplemental license agreement if any accompanying the product or available at the time of your order (collectively the “agreement”). To the extent of any conflict between the terms of this EULA and any supplemental license agreement, the supplemental license agreement shall apply.
- 2.6. You may access a copy of this EULA at www.pluribusnetworks.com/EULA

3. Provision of the SOFTWARE AND DOCUMENTATION by PLURIBUS

- 3.1. You acknowledge and agree that the form and nature of the SOFTWARE which PLURIBUS provides may change from time to time without prior notice to you.
- 3.2. You acknowledge and agree that PLURIBUS assumes no responsibility for any inaccuracies in the DOCUMENTATION and that PLURIBUS reserves the right to change, modify, or otherwise revise the DOCUMENTATION without notice.
- 3.3. As part of this continuing innovation, you acknowledge and agree that PLURIBUS may stop (permanently or temporarily) providing the SOFTWARE (or any features within the SOFTWARE) to you or to customers generally, at PLURIBUS’ sole discretion, with 30 (thirty) days prior notice to you.

4. Use of the SOFTWARE by you:

- 4.1. You agree to use the SOFTWARE in accordance with this EULA.
- 4.2. You agree not to access (or attempt to access) the SOFTWARE by any means other than through the command line interface that is provided by PLURIBUS, unless you have been specifically allowed to do so in a separate agreement with PLURIBUS.
- 4.3. By downloading, installing, or using the software, you are representing that you purchased the software from an Approved Source and binding yourself to the agreement. If you do not agree to all of the terms of the agreement, then PLURIBUS is unwilling to license the software to you and (a) you may not download, install or use the software, and (b) you may return the software (including any unopened CD package and any written materials) for a full refund, or, if the software and written materials are supplied as part of another product, you may return the entire product for a full refund. Your right to return and refund expires 30 days after receipt of such product from an approved source, and applies only if you are the original and registered end user purchaser. For the purposes of this EULA, an “Approved Source” means (a) PLURIBUS; or (b) a distributor or systems integrator authorized by PLURIBUS to distribute/ sell PLURIBUS equipment, software and services within your territory to end users; or (c) a reseller authorized by any such distributor or systems integrator in accordance with the terms of the distributor's agreement with PLURIBUS to distribute/sell the PLURIBUS equipment, software and services within your territory to end users.

End User License Agreement (cont'd)

- 4.4. You agree that you will not engage in any activity that interferes with or disrupts the operation of the SOFTWARE.
- 4.5. Unless you have been specifically permitted to do so in a separate agreement with PLURIBUS, you agree that you will not reproduce, duplicate, copy, sell, trade or resell the SOFTWARE (or any portion thereof) for any purpose.
- 4.6. PLURIBUS may from time to time send updates over the Internet to you in order to update the SOFTWARE. You acknowledge and agree that PLURIBUS may make available new version of SOFTWARE without notice to you and that prior version of the SOFTWARE may be temporarily unavailable while PLURIBUS is updating the SOFTWARE. Pursuant to section 11 of this EULA, PLURIBUS is not liable for any disruptions in your use of the SOFTWARE, including while PLURIBUS is updating the SOFTWARE.

5. Privacy and your Usage Information

- 5.1. Should you enable sending product updates to the PluribusCloud, PLURIBUS may collect information (“USAGE INFORMATION”) related to how you are using the SOFTWARE in accordance with your Pluribus Networks Purchase Agreement (“PURCHASE AGREEMENT”). The USAGE INFORMATION is collected and maintained in accordance with the PLURIBUS PRIVACY POLICY, as updated, located at www.pluribusnetworks.com/privacy
- 5.2. You agree to allow PLURIBUS to collect USAGE INFORMATION and give PLURIBUS a perpetual, irrevocable, worldwide, royalty-free, and non-exclusive license to use (including, but not limited to, the rights to reproduce, adapt, and modify) the USAGE INFORMATION internally.
- 5.3. You give PLURIBUS a perpetual, irrevocable, worldwide, royalty-free, and non-exclusive license to: (a) generate aggregated, non-personal information, where aggregated, non-personal information is USAGE INFORMATION that is collected into groups so that it no longer reflects or references an individually identifiable person or legal entity, and (b), to the extent necessary, reproduce, adapt, modify, translate, publish, publicly perform, publicly display and distribute any generated aggregated, non-personal information.
- 5.4. You confirm and warrant to PLURIBUS that you have all the rights, power and authority necessary to grant PLURIBUS permission to collect USAGE INFORMATION and to use the USAGE INFORMATION in the manner specified in this section 5.
- 5.5. PLURIBUS agrees not to disclose the USAGE INFORMATION to any third party except in accordance with Section 5.3 or the PLURIBUS PRIVACY POLICY. In the event of a conflict between this EULA and the PLURIBUS PRIVACY POLICY, the PLURIBUS PRIVACY POLICY shall govern.

End User License Agreement (cont'd)

6. Proprietary Rights

- 6.1. You acknowledge and agree that PLURIBUS owns all legal right, title and interest in and to the SOFTWARE and DOCUMENTATION, including any intellectual property rights which subsist in the SOFTWARE and DOCUMENTATION (whether those rights happen to be registered or not, and wherever in the world those rights may exist). You further acknowledge that the SOFTWARE and DOCUMENTATION may contain information which is designated confidential by PLURIBUS and that you shall not disclose such information without PLURIBUS' prior written consent.
- 6.2. You may use PLURIBUS' trademarks provided that such use is strictly limited and in accordance with the trademark guidelines located at www.pluribusnetworks.com/legal as adjusted from time to time.
- 6.3. Unless you have agreed otherwise to in writing with PLURIBUS, nothing in this EULA gives you a right to use any of PLURIBUS' domain names and other distinctive brand features (separate and apart from PLURIBUS' trademarks).
- 6.4. If you have been given an explicit right to use any of PLURIBUS' domain names and other distinctive brand features in a separate written agreement with PLURIBUS, then you agree that your use of such features shall be in compliance with that agreement, and any applicable provisions of this EULA.
- 6.5. You agree that you shall not remove, obscure, or alter any proprietary rights or notices (including copyright and trademark notices) which may be affixed to or contained within the SOFTWARE and DOCUMENTATION.

7. License from PLURIBUS

- 7.1. PLURIBUS gives you a personal, worldwide, non-assignable, non-transferable, and non-exclusive license to use the SOFTWARE and DOCUMENTATION provided to you by PLURIBUS. Conditioned upon compliance with the terms and conditions of the Agreement, PLURIBUS grants to you a nonexclusive and nontransferable license to use for your internal business purposes the Software and the DOCUMENTATION for which you have paid the required license fees to an Approved Source. "DOCUMENTATION" means written information (whether contained in user or technical manuals, training materials, specifications or otherwise) pertaining to the SOFTWARE and made available by an Approved Source with the SOFTWARE in any manner (including on CD-Rom, or on-line). In order to use the SOFTWARE, you may be required to input a registration number or product authorization key and register your copy of the SOFTWARE online at PLURIBUS' website to obtain the necessary license key or license file.
- 7.2. Your license to use the SOFTWARE shall be limited to, and you shall not use the SOFTWARE in excess of, a single hardware chassis or card or such other limitations as are set forth in the applicable Supplemental License Agreement or in the applicable Purchase Agreement or purchase order which has been accepted by an Approved Source and for which you have paid to an Approved Source the required license fee (the "Purchase Order").

End User License Agreement (cont'd)

- 7.3. Unless otherwise expressly provided in the DOCUMENTATION or any applicable Supplemental License Agreement, you shall use the SOFTWARE solely as embedded in, for execution on, or (where the applicable DOCUMENTATION permits installation on non-Pluribus equipment) for communication with PLURIBUS equipment owned or leased by you from an Approved Source and used for your internal business purposes. No other licenses are granted by implication, estoppel or otherwise.
- 7.4. You may not (and you may not permit anyone else to) copy, modify, create a derivative work of any DOCUMENTATION, unless this is expressly permitted or required by law, or unless you have been specifically told that you may do so by PLURIBUS, in writing.
- 7.5. This is a license, not a transfer of title, to the Software and DOCUMENTATION, and PLURIBUS retains ownership of all copies of the SOFTWARE and DOCUMENTATION. Customer acknowledges that the SOFTWARE and DOCUMENTATION contain trade secrets of PLURIBUS or its suppliers or licensors, including but not limited to the specific internal design and structure of individual programs and associated interface information. Except as otherwise expressly provided under this EULA, you shall have no right, and you specifically agree not to:
- i) transfer, assign or sublicense its license rights to any other person or entity (other than in compliance with any PLURIBUS relicensing/transfer policy then in force), or use the SOFTWARE on PLURIBUS equipment not purchased by you from an Approved Source or on secondhand PLURIBUS equipment, and you acknowledge that any attempted transfer, assignment, sublicense or use shall be void;
 - ii) make error corrections to or otherwise modify or adapt the SOFTWARE or create derivative works based upon the SOFTWARE, or permit third parties to do the same;
 - iii) reverse engineer or decompile, decrypt, disassemble or otherwise reduce the SOFTWARE to human-readable form, except to the extent otherwise expressly permitted under applicable law notwithstanding this restriction or except to the extent that PLURIBUS is legally required to permit such specific activity pursuant to any applicable open source license;
 - iv) publish any results of benchmark tests run on the SOFTWARE;
 - v) use or permit the SOFTWARE to be used on a service bureau or time sharing basis as relates to direct shared use of such SOFTWARE (and not to applications or services running upon or utilizing such SOFTWARE), without the express written authorization of PLURIBUS; or
 - vi) disclose, provide, or otherwise make available trade secrets contained within the SOFTWARE and DOCUMENTATION in any form to any third party without the prior written consent of PLURIBUS. You shall implement reasonable security measures to protect such tradesecrets

End User License Agreement (cont'd)

7.6. To the extent required by applicable law, and at your written request, PLURIBUS shall provide you with the interface information needed to achieve interoperability between the SOFTWARE and another independently created program, on payment of PLURIBUS' applicable fee, if any. You shall observe strict obligations of confidentiality with respect to such information and shall use such information in compliance with any applicable terms and conditions upon which PLURIBUS makes such information available.

8. Ending your relationship with PLURIBUS

8.1. This EULA will continue to apply and will not come to an end until terminated by either you or PLURIBUS as set out below.

8.2. PLURIBUS shall terminate its legal agreement with you if: (a) you have breached any provision of this EULA (or have acted in manner which clearly shows that you do not intend to, or are unable to comply with the provisions of this EULA), automatically and without requiring any further action by PLURIBUS; or (b) PLURIBUS is required to do so by law (for example, where the provision of the SOFTWARE or DOCUMENTATION to you is, or becomes, unlawful).

8.3. When this EULA comes to an end, all of the legal rights, obligations and liabilities that you and PLURIBUS have benefited from, been subject to (or which have accrued over time whilst this EULA has been in force) or which are expressed to continue perpetually, shall be unaffected by this cessation. Upon termination, you shall destroy all copies of SOFTWARE and DOCUMENTATION in your possession or control.

9. WARRANTY

9.1. Except as specifically warranted in the PURCHASE AGREEMENT, PLURIBUS disclaims all warranties as set forth in Section 10 of this agreement. Subject to the limitations and conditions set forth herein, PLURIBUS warrants that commencing from the date of shipment to you (but in case of resale by an Approved Source other than PLURIBUS, commencing not more than ninety (90) days after original shipment by PLURIBUS), and continuing for a period of the longer of (a) ninety (90) days or (b) the warranty period (if any) expressly set forth as applicable specifically to SOFTWARE in the warranty card accompanying the product of which the SOFTWARE is a part (the "Product") (if any): (a) the media on which the SOFTWARE is furnished will be free of defects in materials and workmanship under normal use; and (b) the SOFTWARE substantially conforms to the DOCUMENTATION.

9.2. The date of shipment of a Product by PLURIBUS is set forth on the packaging material in which the Product is shipped. Except for the foregoing, the SOFTWARE is provided "AS IS". This limited warranty extends only to the SOFTWARE purchased from an Approved Source by a user who is the first registered end user. Your sole and exclusive remedy and the entire liability of PLURIBUS and its suppliers under this limited warranty will be (i) replacement of defective media and/or (ii) at PLURIBUS' option, repair, replacement, or refund of the purchase price of the SOFTWARE, in both cases subject to the condition that any error or defect constituting a breach of this limited warranty is reported to the Approved Source supplying the Software to you,

within the warranty period. PLURIBUS or the Approved Source supplying the SOFTWARE to you may, at its option, require return of the SOFTWARE and/or DOCUMENTATION as a condition to the remedy.

End User License Agreement (cont'd)

- 9.3. In no event does PLURIBUS warrant that the SOFTWARE is error free or that you will be able to operate the SOFTWARE without problems or interruptions. In addition, due to the continual development of new techniques for intruding upon and attacking networks, PLURIBUS does not warrant that the SOFTWARE or any equipment, system or network on which the SOFTWARE is used will be free of vulnerability to intrusion or attack.
- 9.4. This warranty does NOT apply if the SOFTWARE, Product or any other equipment upon which the SOFTWARE is authorized to be used (a) has been altered, except by PLURIBUS or its authorized representative, (b) has not been installed, operated, repaired, or maintained in accordance with instructions supplied by PLURIBUS, (c) has been subjected to abnormal physical or electrical stress, abnormal environmental conditions, misuse, negligence, or accident; or (d) is licensed for beta, evaluation, testing or demonstration purposes. The SOFTWARE warranty also does not apply to (e) any temporary SOFTWARE modules; (f) any SOFTWARE not posted on the software update or support site on Pluribus' web page; (g) any SOFTWARE that PLURIBUS expressly provides on an "AS IS" basis on PLURIBUS software update or support site on Pluribus' web page; (h) any SOFTWARE for which PLURIBUS or an Approved Source does not receive a license fee; and (i) SOFTWARE supplied by any third party which is not an Approved Source.

10. EXCLUSION OF WARRANTIES

- 10.1. NOTHING IN EULA, INCLUDING SECTIONS 10 AND 11, SHALL EXCLUDE OR LIMIT PLURIBUS' WARRANTY OR LIABILITY FOR LOSSES WHICH MAY NOT BE LAWFULLY EXCLUDED OR LIMITED BY APPLICABLE LAW. SOME JURISDICTIONS DO NOT ALLOW THE EXCLUSION OF CERTAIN WARRANTIES OR CONDITIONS OR THE LIMITATION OR EXCLUSION OF LIABILITY FOR LOSS OR DAMAGE CAUSED BY NEGLIGENCE, BREACH OF CONTRACT OR BREACH OF IMPLIED TERMS, OR INCIDENTAL OR CONSEQUENTIAL DAMAGES. ACCORDINGLY, ONLY THE LIMITATIONS WHICH ARE LAWFUL IN YOUR JURISDICTION WILL APPLY TO YOU AND OUR LIABILITY IS LIMITED IN ALL CASES TO THE MAXIMUM EXTENT PERMITTED BY LAW.
- 10.2. YOU EXPRESSLY UNDERSTAND AND AGREE THAT YOUR USE OF THE SOFTWARE AND DOCUMENTATION IS AT YOUR SOLE RISK AND THAT THE SOFTWARE AND DOCUMENTATION IS PROVIDED "AS IS" AND "AS AVAILABLE."
- 10.3. IN PARTICULAR, PLURIBUS DOES NOT REPRESENT OR WARRANT TO YOU THAT:
- a) YOUR USE OF THE SOFTWARE AND DOCUMENTATION WILL MEET YOUR REQUIREMENTS,
 - b) YOUR USE OF THE SOFTWARE OR ACCESS TO THE DOCUMENTATION WILL BE UNINTERRUPTED, TIMELY, SECURE OR FREE FROM ERROR,
 - c) ANY INFORMATION OBTAINED BY YOU AS A RESULT OF YOUR USE OF THE SOFTWARE AND DOCUMENTATION WILL BE ACCURATE OR RELIABLE, AND
 - d) THAT DEFECTS IN THE OPERATION OR FUNCTIONALITY OF ANY SOFTWARE PROVIDED TO YOU WILL BE CORRECTED.

End User License Agreement (cont'd)

10.4. ANY MATERIAL DOWNLOADED OR OTHERWISE OBTAINED THROUGH THE USE OF THE SOFTWARE IS DONE AT YOUR OWN DISCRETION AND RISK AND YOU, AND NOT PLURIBUS, WILL BE RESPONSIBLE FOR ANY DAMAGE TO YOUR COMPUTER SYSTEM OR OTHER DEVICES OR LOSS OF DATA THAT RESULTS FROM THE DOWNLOAD OF ANY SUCH MATERIAL.

10.5. NO ADVICE OR INFORMATION, WHETHER ORAL OR WRITTEN, OBTAINED BY YOU FROM PLURIBUS SHALL CREATE ANY WARRANTY NOT EXPRESSLY STATED IN THIS EULA.

10.6. PLURIBUS FURTHER EXPRESSLY DISCLAIMS ALL WARRANTIES AND CONDITIONS OF ANY KIND, WHETHER EXPRESS OR IMPLIED, INCLUDING, BUT NOT LIMITED TO THE IMPLIED WARRANTIES AND CONDITIONS OF MERCHANTABILITY, FITNESS FOR A PARTICULAR PURPOSE AND NON-INFRINGEMENT.

11. LIMITATION OF LIABILITY

11.1. SUBJECT TO THE OVERALL PROVISION IN PARAGRAPH 10.1 ABOVE, YOU EXPRESSLY UNDERSTAND AND AGREE THAT PLURIBUS, SHALL NOT BE LIABLE TO YOU FOR:

- a) ANY DIRECT, INDIRECT, INCIDENTAL, SPECIAL CONSEQUENTIAL OR EXEMPLARY DAMAGES WHICH MAY BE INCURRED BY YOU, HOWEVER CAUSED AND UNDER ANY THEORY OF LIABILITY. THIS SHALL INCLUDE, BUT NOT BE LIMITED TO, ANY LOSS OF PROFIT (WHETHER INCURRED DIRECTLY OR INDIRECTLY), ANY LOSS OF GOODWILL OR BUSINESS REPUTATION, ANY LOSS OF DATA SUFFERED, COST OF PROCUREMENT OF SUBSTITUTE GOODS OR SERVICES, OR OTHER INTANGIBLE LOSS;
- b) ANY LOSS OR DAMAGE WHICH MAY BE INCURRED BY YOU, INCLUDING BUT NOT LIMITED TO LOSS OR DAMAGE AS A RESULT OF:
 1. ANY CHANGES WHICH PLURIBUS MAY MAKE TO THE SOFTWARE OR DOCUMENTATION, OR FOR ANY PERMANENT OR TEMPORARY CESSATION IN THE PROVISION OF THE SOFTWARE (OR ANY FEATURES WITHIN THE SOFTWARE); OR
 2. THE DELETION OF, CORRUPTION OF, OR FAILURE TO STORE, ANY CONTENT AND OTHER COMMUNICATIONS DATA MAINTAINED OR TRANSMITTED BY OR THROUGH YOUR USE OF THE SOFTWARE.

11.2. THE LIMITATIONS ON PLURIBUS'S LIABILITY TO YOU IN PARAGRAPH 11.1 ABOVE SHALL APPLY WHETHER OR NOT PLURIBUS HAS BEEN ADVISED OF OR SHOULD HAVE BEEN AWARE OF THE POSSIBILITY OF ANY SUCH LOSSES ARISING.

11.3. IN NO EVENT SHALL THE AGGREGATE LIABILITY OF PLURIBUS EXCEED \$5,000. OR EXCEED THE PRICE PAID BY CUSTOMER TO ANY APPROVED SOURCE FOR THE SOFTWARE THAT GAVE RISE TO THE CLAIM OR IF THE SOFTWARE IS PART OF ANOTHER PRODUCT, THE PRICE PAID FOR SUCH OTHER PRODUCT. THIS LIMITATION OF LIABILITY FOR SOFTWARE IS CUMULATIVE AND NOT PER INCIDENT (I.E. THE EXISTENCE OF TWO OR MORE CLAIMS WILL NOT ENLARGE THIS LIMIT).

11.4. You acknowledge and agree that PLURIBUS has set its prices and entered into this EULA and any Purchase Agreement or Purchase Order with you in

reliance upon the disclaimers of warranty and the limitations of liability set forth herein, that the same reflect an allocation of risk between the parties (including the risk that a contract remedy may fail of its essential purpose and cause consequential loss), and that the same form an essential basis of the bargain between the parties.

End User License Agreement (cont'd)

12. The **Software** may contain or be delivered with one or more components, which may include third-party components, identified by Pluribus in the Documentation, readme.txt file, third-party click-accept or elsewhere (e.g. on www.pluribusnetworks.com) (the “Identified Component(s)”) as being subject to different license agreement terms, disclaimers of warranties, limited warranties or other terms and conditions (collectively, “Additional Terms”) than those set forth herein. You agree to the applicable Additional Terms for any such Identified Component(s).

12.1. Notwithstanding other statements in this EULA, third party software including free, Copyleft and open source software components (collectively referred to as “Third Party Software”) are distributed in compliance with the particular licensing terms and conditions attributable to the Third Party Software. PLURIBUS provides the Third Party Software to You “AS IS” without any warranties or indemnities of any kind.

12.2. Copyright notices and licensing terms and conditions applicable to the Third Party Software will be available for review on the Pluribus’ web site, and are included on the media on which you received the SOFTWARE within a “ATTRIBUTIONS” file (e.g., [attributions.pdf](#) or [attributions.txt](#)) included within the downloaded files, and/or reproduced within the materials or DOCUMENTATION accompanying the SOFTWARE.

13. Audit

13.1. PLURIBUS reserves the right to take steps PLURIBUS believes are reasonably necessary or appropriate to enforce and/or verify compliance with any part of this EULA. You agree that PLURIBUS has the right, without liability to you, to disclose any USAGE INFORMATION to law enforcement authorities, government officials, and/or a third party, as PLURIBUS believes is reasonably necessary or appropriate to enforce and/or verify compliance with any part of this EULA (including but not limited to PLURIBUS’ right to cooperate with any legal process relating to your use of the SOFTWARE, and/or a third-party claim that your use of the SOFTWARE is unlawful and/or infringes such third party rights).

End User License Agreement (cont'd)

14. General legal terms

- 14.1. This EULA constitutes the whole legal agreement between you and PLURIBUS and governs your use of the SOFTWARE and DOCUMENTATION and completely replaces any prior agreements between you and PLURIBUS in relation to the SOFTWARE and DOCUMENTATION (but excluding any SOFTWARE and DOCUMENTATION which PLURIBUS may provide to you under a separate written agreement).
- 14.2. You agree that PLURIBUS may provide you with notices, including those regarding changes to this EULA, by email, regular mail, or via the user interface implemented by the SOFTWARE.
- 14.3. You agree that if PLURIBUS does not exercise or enforce any legal right or remedy which is contained in this EULA (or which PLURIBUS has the benefit of under any applicable law), this will not be taken to be a formal waiver of PLURIBUS' rights and that those rights or remedies will still be available to PLURIBUS.
- 14.4. If any court of law or arbitration panel, having the jurisdiction to decide on this matter, rules that any provision of this EULA is invalid, then that provision will be removed from this EULA without affecting the rest of this EULA. The remaining provisions of this EULA will continue to be valid and enforceable.
- 14.5. You and PLURIBUS agree that this EULA, and your relationship with PLURIBUS under this EULA, shall be governed by the laws of the State of California without regard to its conflict of laws provisions.
- 14.6. The SOFTWARE and DOCUMENTATION is deemed to include "commercial computer software" and "commercial computer software documentation," respectively, pursuant to DFAR Section 227.7202 and FAR Section 12.212, as applicable. Any use, modification, reproduction, release, performance, display or disclosure of the SOFTWARE and DOCUMENTATION by the United States Government shall be governed solely by this EULA.
- 14.7. In the event that the Uniform Computer Information Transaction Act, any version thereof or a substantially similar law (collectively "UCITA") is enacted and/or interpreted as to be applicable to the performance of PLURIBUS under this Agreement, the statute shall not govern any aspect of this Purchase Agreement, any license granted hereunder, nor any of the rights and obligations of the parties pursuant to this EULA.
- 14.8. You agree that the SOFTWARE and DOCUMENTATION will not be shipped, transferred, or exported into any country or used in any manner prohibited by the United States Export Administration Act or any other exports laws, restrictions, or regulations. All rights to use the SOFTWARE and DOCUMENTATION are granted on condition that such rights are forfeited if you fail to comply with this EULA.

End User License Agreement (cont'd)

14.9. ANY CLAIM, DISPUTE, OR CONTROVERSY (WHETHER IN CONTRACT, TORT, OR OTHERWISE, WHETHER PREEXISTING, PRESENT OR FUTURE, AND INCLUDING STATUTORY, CONSUMER PROTECTION, COMMON LAW, INTENTIONAL TORT AND EQUITABLE CLAIMS) BETWEEN YOU AND PLURIBUS, its agents, employees, principals, successors, assigns, affiliates (collectively for purposes of this paragraph, "PLURIBUS") arising from or relating to this EULA, its interpretation, or the breach, termination or validity thereof, the relationships which result from this EULA (including, to the full extent permitted by applicable law, relationships with third parties who are not signatories to this Agreement) SHALL BE EXCLUSIVELY AND FINALLY SETTLED BY ARBITRATION. THE ARBITRATION SHALL BE HELD IN SANTA CLARA, CALIFORNIA AND CONDUCTED IN ACCORDANCE WITH THE COMMERCIAL ARBITRATION RULES OF THE AMERICAN ARBITRATION ASSOCIATION. THE ARBITRATION SHALL BE CONDUCTED BEFORE THREE ARBITRATORS, ONE SELECTED BY EACH OF THE PARTIES, AND THE THIRD SELECTED BY THE FIRST TWO ARBITRATORS. JUDGMENT UPON THE AWARD RENDERED MAY BE ENTERED IN ANY COURT HAVING JURISDICTION, OR APPLICATION MAY BE MADE TO SUCH COURT FOR JUDICIAL ACCEPTANCE OF THE AWARD AND IN ORDER OF ENFORCEMENT AS THE CASE MAY BE.

Glossary of Pluribus Networks' Netvisor ONE® and UNUM Terms

To review the Glossary, refer to the online *document* here.

Introduction

This document covers the deployment of Netvisor ONE OS on Dell Open Networking switches, Wedge switches, Edgecore switches, and Pluribus Freedom Series switches and also the process for readying for further configurations.

The main difference between Pluribus Freedom Series switches and Edgecore or Dell switches is the day-0 software installation procedure. While the Freedom Series switches come with Netvisor ONE pre-loaded and pre-licensed, the other switches require additional steps to install Netvisor ONE and apply proper licenses. See the subsequent sections in this guide for details.

Additionally, for more detailed information on Netvisor ONE and the feature configurations, refer to other documents available on [Pluribus Networks](#) website.

Hardware Installation

Refer to the hardware installation guides of your platform of choice from the hardware manufacturer to complete the following hardware installation procedures:

- 1) Understanding Safety Considerations
- 2) Unpacking the Switch
- 3) Rack Mounting the Switch
- 4) Powering up the Switch

The steps described in this section prepare the hardware for Netvisor ONE installation.

Dell Hardware Installation

Refer to the hardware installation procedures for Dell Open Networking switches described in the [Dell Platform Getting Started Guides](#).

Pluribus Networks Freedom Series Hardware Installation

Refer to the hardware installation guides [here](#) and follow the procedure mentioned in the document to complete the hardware installation.

Note: The serial port settings required to access the device via the console port are:

- Baud rate - 115200
 - Data bits - 8
 - Stop bits - 1
 - Parity - n
-

Installing Netvisor ONE on Dell and Edgecore Switches

This section describes the procedure for installing Netvisor ONE on Wedge, Edgecore, and Dell Open Networking switches. For the installation procedure for Pluribus Freedom series switches, see the [Upgrading Netvisor ONE Software for Freedom Series Switches](#).

The Open Network Install Environment (ONIE) is an open source initiative that defines an open *install environment* for bare metal network switches like Dell Open Networking and Edgecore. Download an ONIE compatible Netvisor ONE operating system image from Pluribus Networks Cloud (PNC) at cloud.pluribusnetworks.com.

However, before you download the Netvisor ONE image from PNC, you must retrieve the *unique switch identifiers*, which is required later to activate the switch license in PNC.

Obtaining the Switch Unique Identifiers for Dell Switches

For Dell switches, the unique identifier is represented by the *Service Tag*, which is a seven character identifier unique to the device.

When the network administrator connects to a Dell switch via console port for the first time (assuming that no other OS is already installed), the ONIE prompt is displayed. At the prompt type the command, `onie-syseeprom` and note down the Service Tag string as displayed below:

```

ONIE:/ # onie-syseeprom
TlvInfo Header:
  Id String:  TlvInfo
  Version:    1
  Total Length: 179
TLV Name      Code Len Value
-----
Part Number   0x22  6 09H9MN
Serial Number 0x23  20 CN09H9MN2829875P0037
Base MAC Address 0x24  6 14:18:77:25:5A:B9
Manufacture Date 0x25  19 05/25/2017 08:02:43
Device Version 0x26  1 1
Label Revision 0x27  3 A00
Platform Name  0x28  30 x86_64-dellemc_s4148f_c2338-r0
ONIE Version   0x29  10 3.33.1.1-4
MAC Addresses  0x2A  2 256
Manufacturer   0x2B  5 28298
Country Code   0x2C  2 CN
Vendor Name    0x2D  8 Dell EMC
Diag Version   0x2E  10 3.33.3.0-1
Service Tag   0x2F  7 5MP6XC2
Vendor Extension 0xFD  4 0x00 0x00 0x02 0xA2
Product Name   0x21  8 S4148-ON
CRC-32        0xFE  4 0x0CF1D9FF
Checksum is valid.
  
```

Installing Netvisor ONE on Dell and Edgecore Switches (cont'd)

You can also find the service tag from the label of the packaging material as well. The service tag is also located on the device. See the examples (from the packaging label and the top cover of the device) in the figures below:



Figure - 1: Service Tag Location on the Packaging Label



Figure - 2: Service Tag Location on the Device

Installing Netvisor ONE on Dell and Edgecore Switches (cont'd)

Obtaining the Switch Unique Identifiers for Edgecore Switches

For Edgecore switches, the unique identifier is represented by the *Serial Number*.

When the network administrator connects to an Edgecore switch via console for the first time (assuming that no other OS is already installed), the ONIE prompt is displayed.

At the prompt type the command, `onie-syseeprom` and note down the Serial Number string as displayed:

```
ONIE:/ # onie-syseeprom
TlvInfo Header:
  Id String:  TlvInfo
  Version:    1
  Total Length: 168
TLV Name          Code Len Value
-----
Manufacture Date  0x25  19 06/30/2016 15:04:19
Diag Version      0x2E  7 2.0.1.5
Label Revision    0x27  4 R01J
Platform Name     0x28  27 x86_64-accton_as5712_54x-r0
ONIE Version      0x29  13 2015.11.00.05
Manufacturer      0x2B  6 Accton
Country Code     0x2C  2 TW
Base MAC Address  0x24  6 CC:37:AB:F5:37:74
Serial Number    0x23  14 571254X1626007
Part Number      0x22  13 FP1ZZ5654001A
Product Name     0x21  15 5812-54X-O-AC-F
MAC Addresses    0x2A  2 74
Vendor Name      0x2D  8 Edgecore
CRC-32          0xFE  4 0xCB35E235
Checksum is valid.
```

Downloading Netvisor ONE ONIE Image from Pluribus Networks Cloud

For a quick introduction on the services offered by Pluribus Networks Cloud (PNC), refer to the links:

- Getting started: <https://www.pluribusnetworks.com/get-started/>
- PN Cloud Overview video: <https://www.pluribusnetworks.com/resources/pluribus-networks-cloud-overview/>

Netvisor ONE supports multiple online and offline installation methods. However, this sections describes the offline installation method with the assumption that the switches do not have access to the internet and PNC.

Note: For offline installation process, a USB drive is required to save both the Netvisor ONE software and the license files.

Note: It is mandatory to save the license files to the USB stick along with Netvisor ONE software. The installation process cannot be completed if you do have the license files.

To download and install Netvisor ONE:

1. Access the latest Netvisor ONE ONIE software from PNC: click **DOWNLOADS** --> **CURRENT** in the left-hand menu panel (**Figure 3** below).
2. Download an image: click the Download button against the ONIE version that you would like to download (**Figure 3**) and save the image to the FAT formatted USB stick root folder:

Pluribus Networks Cloud Welcome

SOFTWARE

OPEN NETVISOR LINUX - 1ST TIME INSTALL Click Current to access Netvisor images
 This image is used for newly purchased or RMA'd products that do not have ONVL installed.

Click to download ONIE Netvisor image

Name	Version	Platform	Checksum	Documentation	Download
ONIE 6.1.0 HF2	6.1.0-18195	ONVL	9852e7b4753de725e888e682e770da9f	Documentation	Download
ONIE 6.0.4 GA	6.0.4-17029	ONVL	92a79e2eb948f12b14a27743988997	Documentation	Download
ONVL 5.2.1 ONIE HF2	5.2.1-15700	ONVL	761c79f279395f2c35348289494c3a0	Documentation	Download
ONIE 5.1.0 HF5	5.1.0-15080	ONVL	b682526c32e1e43de513b3e83c954a08	Documentation	Download
ONVL 6.0.0 ONIE HF1	6.0.0-16334	ONVL	a7c3a2cfc85cca708a03a26c3382d3	Documentation	Download
ONVL 5.2.0 ONIE GA	5.2.0-15650	ONVL	6da775e08f9c78a6271e8270576cd99	Documentation	Download
ONVL 5.1.1 ONIE GA	5.1.1-15300	ONVL	468f983e1c51b348c478a9f6d8f07	Documentation	Download
ONVL 5.1.2 ONIE GA	5.1.2-15459	ONVL	9a0b3528b494ff8e43b374538ff82	Documentation	Download
ONVL 5.1.0 ONIE HF3	5.1.0-15027	ONVL	6c834ec5fe822a48147f1c0c54218	Documentation	Download
ONVL 3.0.0 HF1 ONIE	3.0.0-12817	ONVL	39888935f4a05f1a38e0864fc2cc712	Documentation	Download

OPEN NETVISOR LINUX - UPGRADES
 This represents the most current, generally available version of ONVL. In order stay current on any new features, bug fixes and product enhancements, Pluribus recommends that you install this version of ONVL.

Name	Version	Platform	Checksum	Documentation	Download
ONVL 6.1.0 HF2 (Upgrades from 3.1.1 and earlier)	6.1.0-18195	ONVL	c95d4d8ac1189e12ca076269fca2a2a	Documentation	Download
ONVL 6.1.0 HF2 (Upgrades from 5.0.0 and later)	6.1.0-18195	ONVL	817a65f918174242f1d88a0e99f2c2	Documentation	Download
ONVL 6.0.4 GA (Upgrades from 3.1.1 and earlier)	6.0.4-17029	ONVL	859b039d78c1794c8ff72ak63fca8	Documentation	Download
ONVL 6.0.4 GA (Upgrades from 5.0.0 and later)	6.0.4-17029	ONVL	6e0b31c128c0814680c4a89f5c89b	Documentation	Download
ONVL 5.2.0 HF1 (Upgrades from 5.0.0 and later)	5.2.0-15652	ONVL	515894c7b7of4708a0b064fca8e5a57	Documentation	Download

Figure 3 - Pluribus Networks Cloud Software Download Page

Note: Ensure that the USB stick is of FAT32 format.

Note: Release notes are also available for download from the **Documentation** column. It is recommended that you download and review the release notes before you begin the ONIE installation process.

- Verify the MD5 checksum of the downloaded Netvisor image against the MD5 checksum obtained from the cloud:

Pluribus Networks Cloud Welcome

SOFTWARE

OPEN NETVISOR LINUX - 1ST TIME INSTALL
 This image is used for newly purchased or RMA'd products that do not have ONVL installed.

Name	Version	Platform	Checksum	Documentation	Download
ONIE 6.1.0 HF2	6.1.0-18195	ONVL	8f527b4753e725e88e642c71d6af		Download
ONIE 6.0.4 GA	6.0.4-17029	ONVL	92a79e2b948f12b14a2774388897		Download
ONVL 5.2.1 ONIE HF2	5.2.1-15700	ONVL	761c79f279395f2c3514828944c3a0		Download
ONIE 5.1.0 HF5	5.1.0-15080	ONVL	b682526c321e43de513b3e83c954a08		Download
ONVL 6.0.0 ONIE HF1	6.0.0-16334	ONVL	a7c3a21cfc85cca78bd3a2c3182d3		Download
ONVL 5.2.0 ONIE GA	5.2.0-15650	ONVL	6d87f5d8f7ccf86d71e8270576cd99		Download
ONVL 5.1.1 ONIE GA	5.1.1-15300	ONVL	468f983a1c51b348c478a916d9f07		Download
ONVL 5.1.2 ONIE GA	5.1.2-15459	ONVL	49ab3528b494f8641b3745189f82		Download
ONVL 5.1.0 ONIE HF3	5.1.0-15027	ONVL	6c84ec5fe822a48147f1c0c54218		Download
ONVL 3.0.0 HF1 ONIE	3.0.0-12817	ONVL	39888935f44b5f1a38e864f2cc712		Download

OPEN NETVISOR LINUX - UPGRADES
 This represents the most current, generally available version of ONVL. In order stay current on any new features, bug fixes and product enhancements, Pluribus recommends that you install this version of ONVL.

Name	Version	Platform	Checksum	Documentation	Download
ONVL 6.1.0 HF2 (Upgrades from 3.1.1 and earlier)	6.1.0-18195	ONVL	c81d4d8ac1189e12ca076269fca2a2a		Download
ONVL 6.1.0 HF2 (Upgrades from 5.0.0 and later)	6.1.0-18195	ONVL	817a65f918174242f1d83a0e9f972c2		Download
ONVL 6.0.4 GA (Upgrades from 3.1.1 and earlier)	6.0.4-17029	ONVL	859b83b9f78c1794c8ff72akc13fca8		Download
ONVL 6.0.4 GA (Upgrades from 5.0.0 and later)	6.0.4-17029	ONVL	6e8b31c128c8e14688c4a88f5c89b		Download
ONVL 5.2.0 HF1 (Upgrades from 5.0.0 and later)	5.2.0-15652	ONVL	515894c7b7of470b0d064fca8e5e57		Download

Figure 4 - Pluribus Network Cloud Software Download - MD5 Checksum

Activating a Switch from Pluribus Networks Cloud

To activate a switch,

1. Click the **ACTIVATIONS** option on the left-hand side menu panel as shown in the **Figure 5** below:

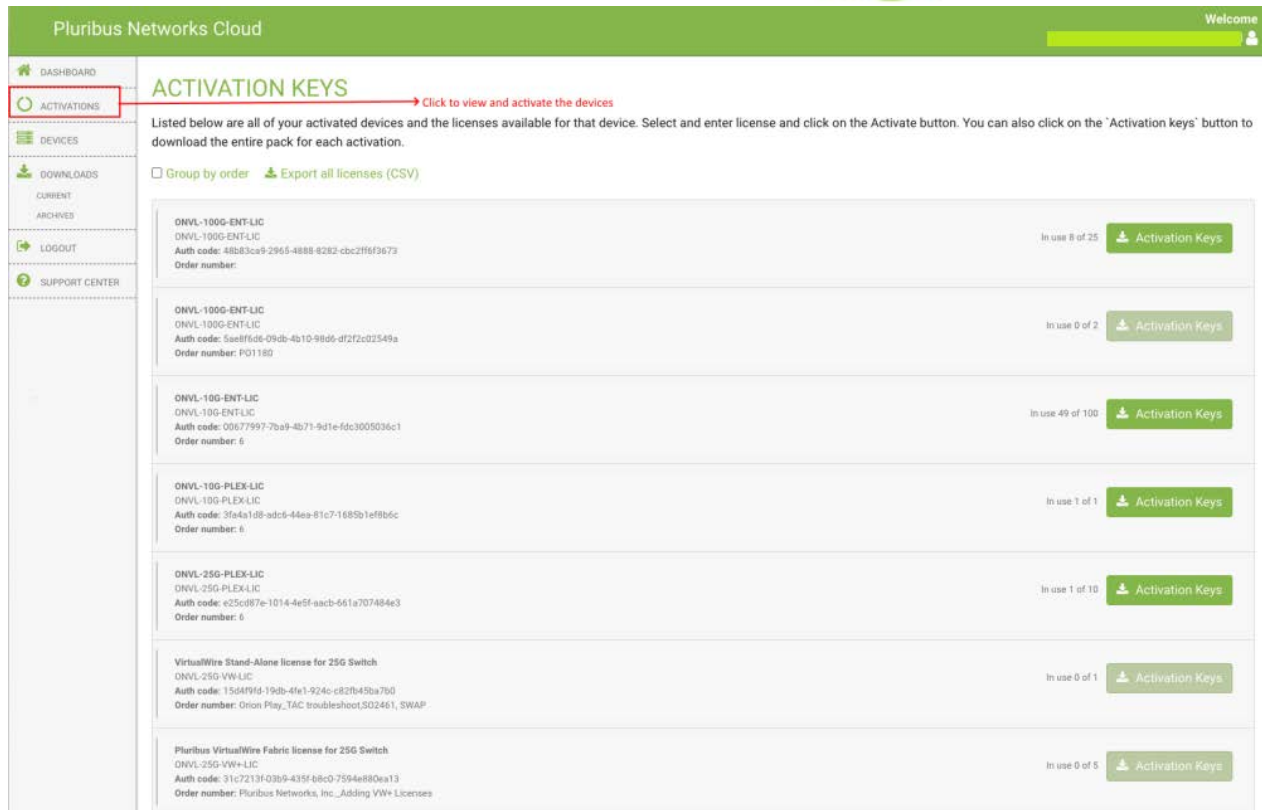


Figure 5 - Pluribus Network Cloud Software Activation Keys

2. Enter the device ID and click the **Activate** button (Figure 6):

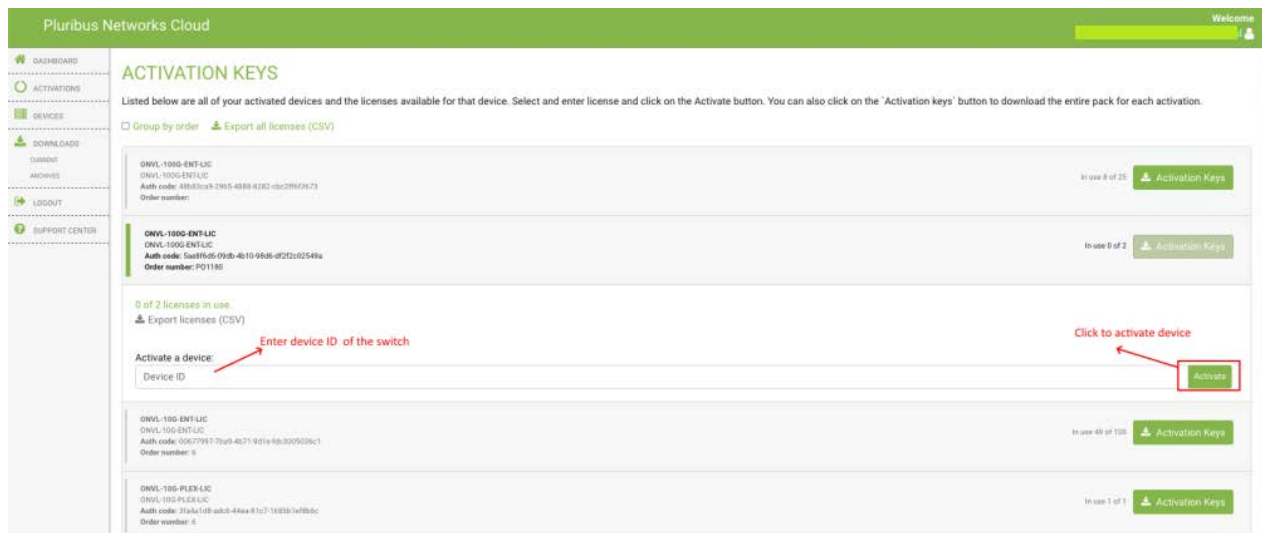


Figure 6 - Pluribus Network Cloud Software Activation Keys - Service Tag or Serial Number

Note: You can activate multiple switches with single *onvl-activation-keys* file if the same license type is used, for example, all switches activated using ONVL-25G-PLEX-LIC can use same *onvl-activation-keys* file downloaded by clicking on ONVL-25G-PLEX-LIC's ACTIVATION KEYS link.

- Once the switch is activated, download the *Activation Keys* file and copy to the same USB stick root folder where you saved the Netvisor ONE ONIE image. To download the activation key(s) for the switch(es) activated using the same license type, click the button as shown in Figure below.

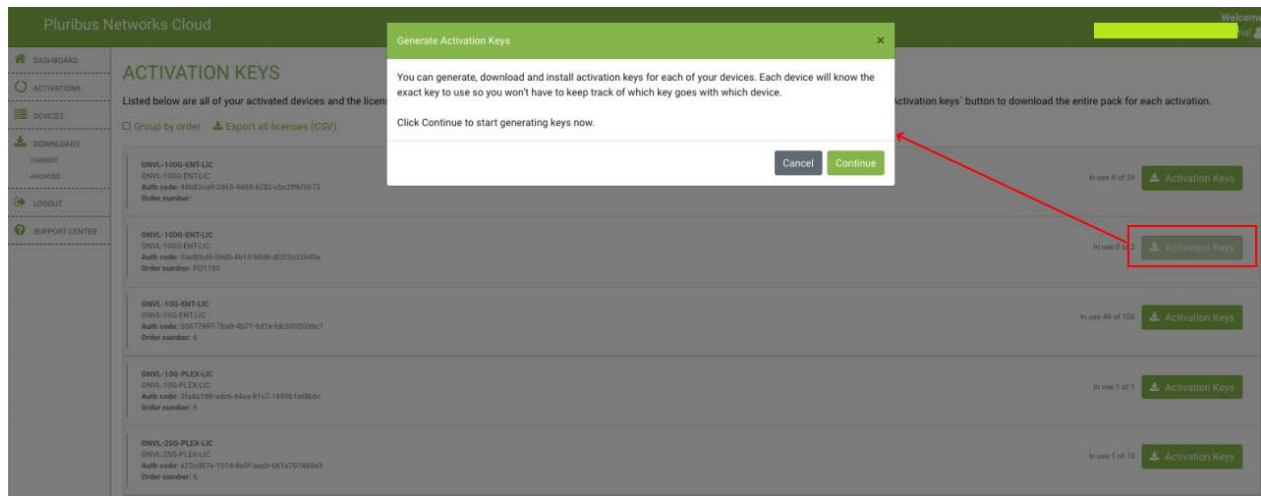


Figure 7 - Pluribus Network Cloud - Downloading Activation Keys

Offline Installation of Netvisor ONE ONIE Image and Switch Activation

Before you start the offline installation of Netvisor ONE ONIE image, ensure that:

- The switch is not connected to the Internet (if necessary, disconnect the management port).
- There is no previously installed Network OS on the switch.
- You are connected to the switch via serial console. For details on connecting to serial console, see the *Using the Serial Console Port for Initial Configuration* section in the *Netvisor ONE Configuration Guide*.

To install the offline image for Netvisor ONE ONIE:

- Rename the Netvisor ONE ONIE image and Activation Keys file saved on the USB drive root folder:
 - Rename the file named `onie-installer-<version-number>` to ***onie-installer***
 - Rename the Activation Keys file `onvl-activation-keys.dms` to ***onvl-activation-keys***
- Initiate the Netvisor ONE installation and switch activation process:

Plug in the USB drive (having the two renamed files) into the switch and reboot it. While the switch is booting up, select *ONIE -> Install OS* grub menu if switch does not automatically boot into ONIE Install menu. After booting into Install OS grub menu, the switch automatically detects the software image on the USB drive and starts the installation process.

Note: The switch reboots twice during the installation process and one more time after activation.

The progress of the installation can be monitored using the serial console:

```
[...]
Extracting stagel image
./btrfs.initrd.img
./grub.cfg
./install.sh
./vmlinuz-4.2.0-27-generic
Provisioning fresh box
Netvisor Installer: platform: aquarius
Creating new Netvisor partition /dev/sda4 ...
Warning: The kernel is still using the old partition table.
The new table will be used at the next reboot.
The operation has completed successfully.
Error: /dev/sda4: unrecognised disk label
mke2fs 1.42.13 (17-May-2015)
Discarding device blocks: done
Creating filesystem with 7750353 4k blocks and 1937712 inodes
Filesystem UUID: 92cbbdd1-ffd8-4f91-ab89-e683b6258395
Superblock backups stored on blocks:
    32768, 98304, 163840, 229376, 294912, 819200, 884736, 1605632, 2654208

Allocating group tables: done
Writing inode tables: done
Creating journal (32768 blocks): done
Writing superblocks and filesystem accounting information: done

sed: /netvisor_mnt/etc/default/grub: No such file or directory
Installing for i386-pc platform.
Installation finished. No error reported.
Netvisor stage-1 installation Successful
Rebooting into stage-1 to complete stage-2 installation
ONIE:          NOS          install          successful:
http://sandy.pluribusnetworks.com/artifactory/releases/nvOS/6.0.0 GA/nvOS-6.0.0-
6000016331-onvl.pkg
ONIE: Rebooting...
```

After the reboot, the switch comes up with Netvisor-stage1 as shown below:

```
GNU GRUB version 2.02-beta2+e4a1fe391

+-----+
|*Netvisor-stage1|
|ONIE            |
+-----+
```

At the completion of stage1, the switch prints the following messages and restarts again:

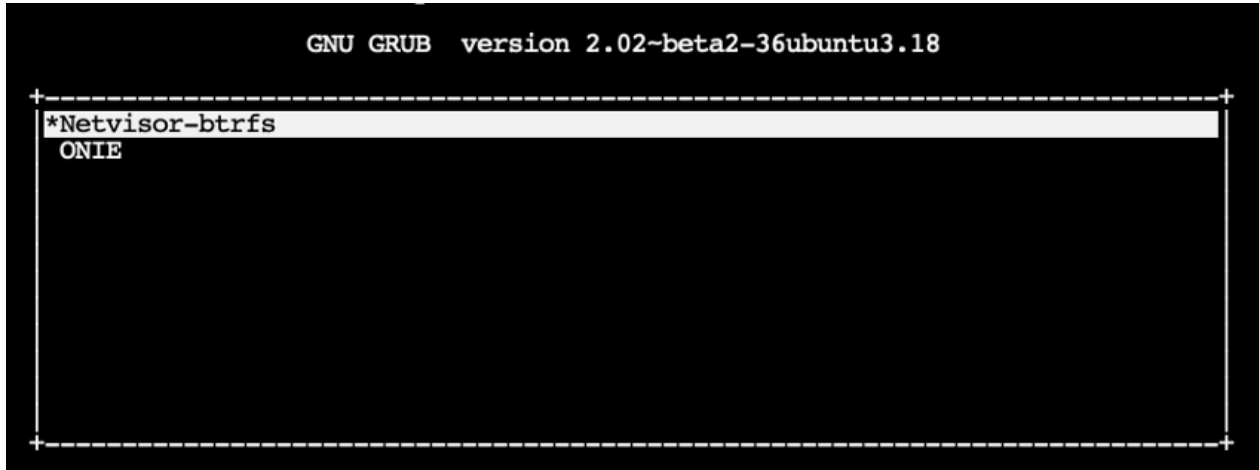
```
[...]
Setting up getty
Generating GRUB config
/init: line 393: can't create /netvisor-mnt/etc/mtab: nonexistent directory
Setting up netvisor initial config
Installing GRUB
mkdir: can't create directory '/netvisor-mnt/sys': File exists
mkdir: can't create directory '/netvisor-mnt/dev': File exists
mkdir: can't create directory '/netvisor-mnt/proc': File exists
mount: mounting none on /netvisor-mnt/dev/pts failed: No such file or directory
Installing for i386-pc platform.
Installation finished. No error reported.
Current default time zone: 'America/Los_Angeles'
Local time is now:      Sun Apr 19 15:33:23 PDT 2020.
Universal Time is now: Sun Apr 19 22:33:23 UTC 2020.
Updating initramfs ...
update-initramfs: Generating /boot/initrd.img-4.15.0-36-generic
Resetting the grubenv file
Netvisor installation completed
```

Offline Installation - ONIE Image and Switch Activation (cont'd)

```
Rebalancing Btrfs block tree
[ 116.597985] BTRFS info (device sda4): relocating block group 6455033856 flags 5
[ 116.617053] BTRFS info (device sda4): relocating block group 5381292032 flags 5
[ 116.637495] BTRFS info (device sda4): relocating block group 4307550208 flags 5
[ 116.655937] BTRFS info (device sda4): relocating block group 3233808384 flags 5
[ 116.670648] BTRFS info (device sda4): relocating block group 2160066560 flags 5
Done, had to relocate 5 out of 9 chunks
Done, had to relocate 0 out of 4 chunks
umount: can't umount /netvisor-mnt/dev/pts: No such file or directory
mount: mounting UUID=92cbbdd1-ffd8-4f91-ab89-e68[ 117.656681] sd 4:0:0:0: [sda]
Synchronizing SCSI cache
3b6258395 on /netvisor_mnt failed: No such file [ 117.669433] reboot: Restarting system
or directory
se[ 117.673993] reboot: machine restart
```

Offline Installation - ONIE Image and Switch Activation (cont'd)

Next, the switch boots up, ready to be activated. Netvisor gets the license key from the USB drive and activates it at the end of this step:



After Netvisor is installed successfully, the *onvl-activation-keys* file in the USB is auto-detected and the switch is activated.

Offline Installation - ONIE Image and Switch Activation (cont'd)

At the end of the activation process the switch reboots one last time:

The below messages are printed on the console after a successful activation:

```
[..]
AUTO-PROVISION: onvl-discover: onvl-activation-keys found: /dev/sdb1
AUTO-PROVISION: Extracting initial bundle.
AUTO-PROVISION: Decrypting signed bundle.
AUTO-PROVISION: Extracting signed bundle.
AUTO-PROVISION: Verifying package signature.
AUTO-PROVISION: Extracting packages.
AUTO-PROVISION: pkgs ready
AUTO-PROVISION: onvl-installer: checking for device installer -
8WWMX42/onvl-activation-keys...
AUTO-PROVISION: onvl-installer: executing device installer - 8WWMX42/onvlactivation-
keys...
AUTO-PROVISION: [INSTALLED]
Running Acceptance Tests...
test passed comment
Total Memory: OK 7.78G
Switch device: OK orion found
[GREEN] switch successfully initialized.
serial number: 1550ST9100083
hostid: 900011c
device id: 8WWMX42
Reboot required.
```

After Netvisor ONE is installed and the switch is activated, wait for a while until the login prompt appears and then log into the serial console using the following credentials:

```
Username: network-admin
Password: admin
```

Now, you are prompted to read and accept the EULA agreement and setup the switch parameters such as switch name, management IP, password, DNS IP etc.

Once these configurations are done, connect the mgmt port of the switch to your mgmt network if you have not connect it previously or disconnected it. Then you can SSH into the switches using the username `network-admin` and the new password you set.

Upgrading Netvisor ONE Software for Freedom Series Switches

The Pluribus Freedom series switch always comes pre-loaded with Netvisor ONE software. However it is recommended to upgrade the Netvisor ONE software to the latest release, which can be obtained from Pluribus Networks Cloud (PNC).

For a quick introduction on the services offered by Pluribus Networks Cloud (PNC), refer to the following links:

- Getting started: <https://www.pluribusnetworks.com/get-started/>
- PN Cloud Overview video: <https://www.pluribusnetworks.com/resources/pluribus-networks-cloud-overview/>

Warning: If you are upgrading from Netvisor ONE version 3.0.4 or earlier to Netvisor ONE version 5.x.x or 6.x.x, then, you must first upgrade to Netvisor ONE version 3.1.1 before upgrading to a later release. The direct upgrade from version 3.0.4 or earlier to version 5.x.x/6.x.x is not supported.

Follow the steps described here to download and upgrade the Netvisor ONE software on Freedom series switches:

- 1) Access the latest Netvisor ONE software from PNC: click **DOWNLOADS** --> **CURRENT** in the left-hand menu panel (see Figure 9). For upgrade images scroll down to the **OPEN NETVISOR LINUX - UPGRADES** section on the page.
- 2) Click the Download button to download an image (see Figure):

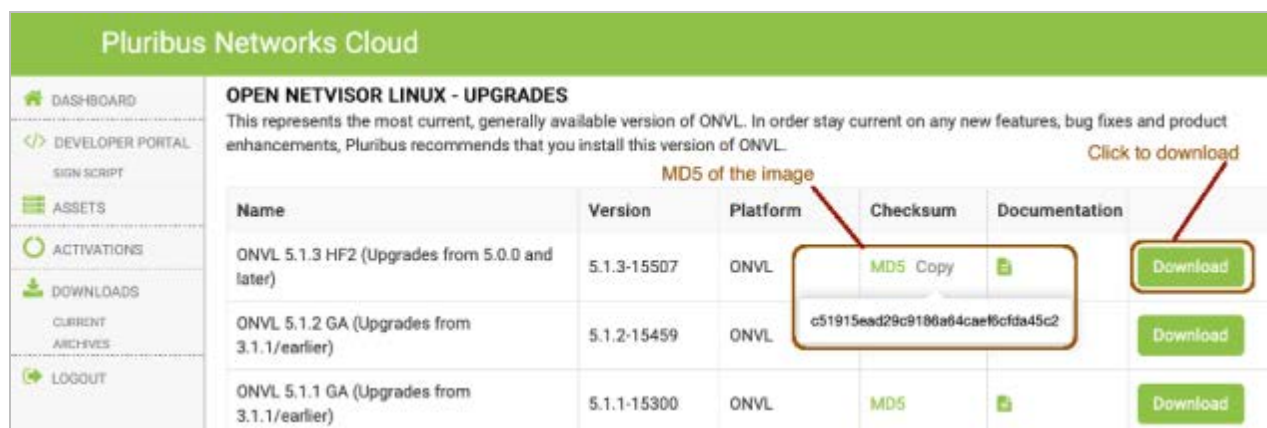


Figure 9 - Pluribus Network Cloud SoftwareUpgrades

- 3) Verify the MD5 checksum of the downloaded file against the MD5 value posted on the cloud (by hovering over the MD5 label, as shown in Figure 9).

Upgrading Netvisor ONE Software for Freedom Series Switches (cont'd)

4) After the image is downloaded, apply the following procedure to upgrade the software on the Freedom series switch:

- o Enable SFTP from the CLI using the command:

```
(admin@netvisor) > admin-sftp-modify enable
sftp password:
confirm sftp password:
```

- o Enable the shell access for the network-admin user using the command:

```
(admin@netvisor) > role-modify name network-admin shell
```

- o Go to the shell from the CLI by typing the command “shell” and going to the “sftp” folder:

```
(admin@Spine) > shell
admin@netvisor:~$ cd /sftp/import/
```

- o To exit the shell, type **exit** so that the prompt goes back to the **cli**

- o Copy the file to the /sftp/import folder on the switch

- o To upgrade the image, run the command:

```
(admin@Spine) > software-upgrade package <upgrade-image-name>
```

- o Check the status of the upgrade process using the command:

```
(admin@Spine) > software-upgrade-status-show
```

The switch reboots after the upgrade and comes back up with the new image.

- o Verify the license on the switch by using the command:

```
(admin@Spine) > software-license-show
```

Post Installation Configuration

After installation and activation is complete you can proceed to configure the switches for your network.

The [Pluribus Data Center Interconnect Validated Design Guide](#) provides a practical guide to create validated leaf-spine architectures.

The Pluribus Networks Netvisor ONE [Configuration Guide](#) provides an authoritative guide to the many features of Netvisor ONE. Basic knowledge of the management CLI is assumed; use the Configuration Guide to review CLI syntax and structure.

The overall procedure to configure Netvisor ONE based on the Validated Design Guide is as follows:

- 1) Review the topology and design considerations
 - Redundancy requirements
 - IP and VLAN scheme
- 2) Completing the initial switch setup
 - Setup wizard runs automatically upon first login (default login/password: `pluribus/pluribus_password`)
 - Set the timezone
 - Other management interface parameters may need to be configured
 - Review NTP server information to be used for time sync
- 3) Creating the ONVL Fabric
 - `fabric-create` command or `fabric-join` command
 - `fabric-show` command

For more details on configuring the Netvisor ONE features, see the [Configuration Guide](#).

Submitting a Service Request

For Netvisor ONE software support, you can purchase optional support contracts from your partner, reseller, or Pluribus Networks.

Purchasing a support contract from a local partner is sometimes preferred due to geographical or language requirements.

Please contact your local partner to better understand the available service programs and pricing.

If you purchased a Pluribus FreedomCare maintenance agreement, you can contact Pluribus Networks directly for support requirements.

About Pluribus Networks

Pluribus Networks delivers an open, controllerless software-defined network fabric for modern data centers, multi-site data centers and distributed cloud edge environments.

The Linux-based Netvisor® ONE operating system and the Adaptive Cloud Fabric™ have been purpose-built to deliver radically simplified networking and comprehensive visibility along with white box economics by leveraging hardware from our partners Dell EMC, Edgecore, Celestica and Champion ONE, as well as Pluribus' own Freedom™ Series of switches.

The Adaptive Cloud Fabric provides a fully automated underlay and virtualized overlay with comprehensive visibility and brownfield interoperability and is optimized to deliver rich and highly secure per-tenant services across data center sites with simple operations having no single point of failure.

Further simplifying network operations is Pluribus UNUM™, an agile, multi-functional web management portal that provides a rich graphical user interface to manage the Adaptive Cloud Fabric. UNUM has two key modules - UNUM Fabric Manager for provisioning and management of the fabric and UNUM Insight Analytics to quickly examine billions of flows traversing the fabric to ensure quality and performance.

Pluribus is deployed in more than 275 customers worldwide, including the 4G and 5G mobile cores of more than 75 Tier 1 service providers delivering mission-critical traffic across the data center for hundreds of millions of connected devices. Pluribus is networking, simplified.

For additional information contact Pluribus Networks at info@pluribusnetworks.com, or visit www.pluribusnetworks.com.

Follow us on Twitter [@pluribusnet](https://twitter.com/pluribusnet) or on LinkedIn at <https://www.linkedin.com/company/pluribus-networks/>.

Corporate Headquarters

Pluribus Networks, Inc.
5201 Great America Parkway, Suite 422
Santa Clara, CA 95054
1-855-438-8638 / +1-650-289-4717

India Office

Pluribus Networks India Private Limited
Indique Brigade Square, 4th Floor
21, Cambridge Road
Bangalore 560008

Document Version - July 2021